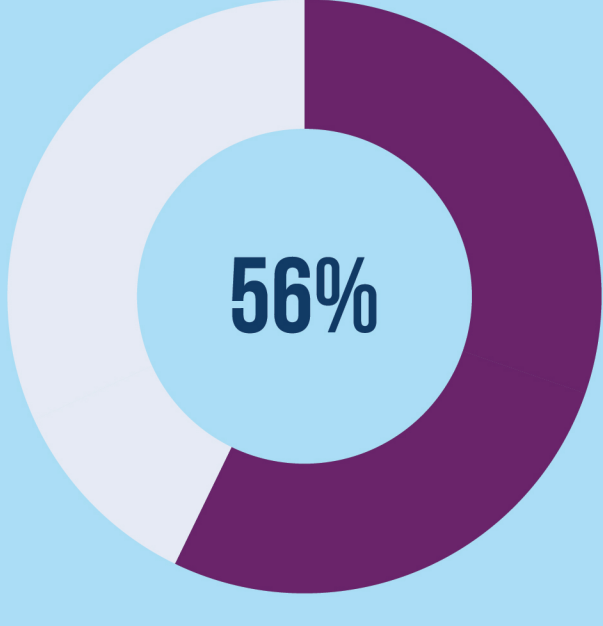


# 2022 Medical Coding & Billing Salary Report

The 2022 Salary Survey data show that AAPC certified medical coders, billers, and other healthcare business professionals are less affected by economic fluctuations and more resilient to certain industry trends than many other employment sectors in the United States. Here are the highlights:

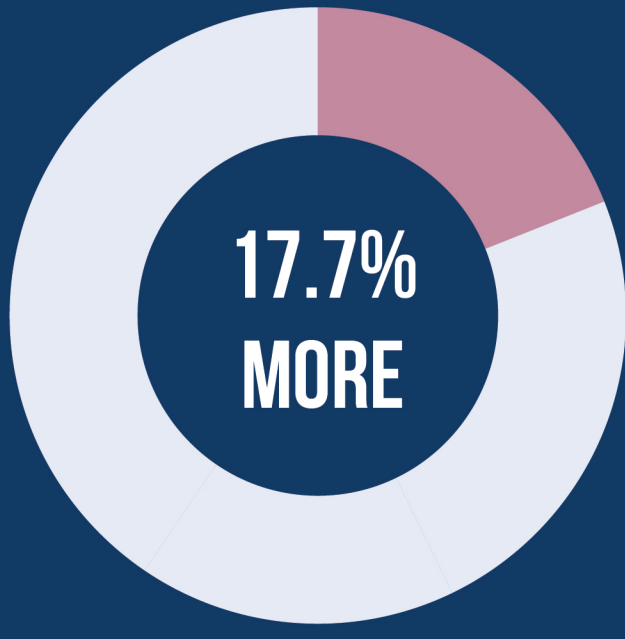
**\$55,389**

Average annual salary of healthcare business professionals



Members holding AAPC's core CPC® credential

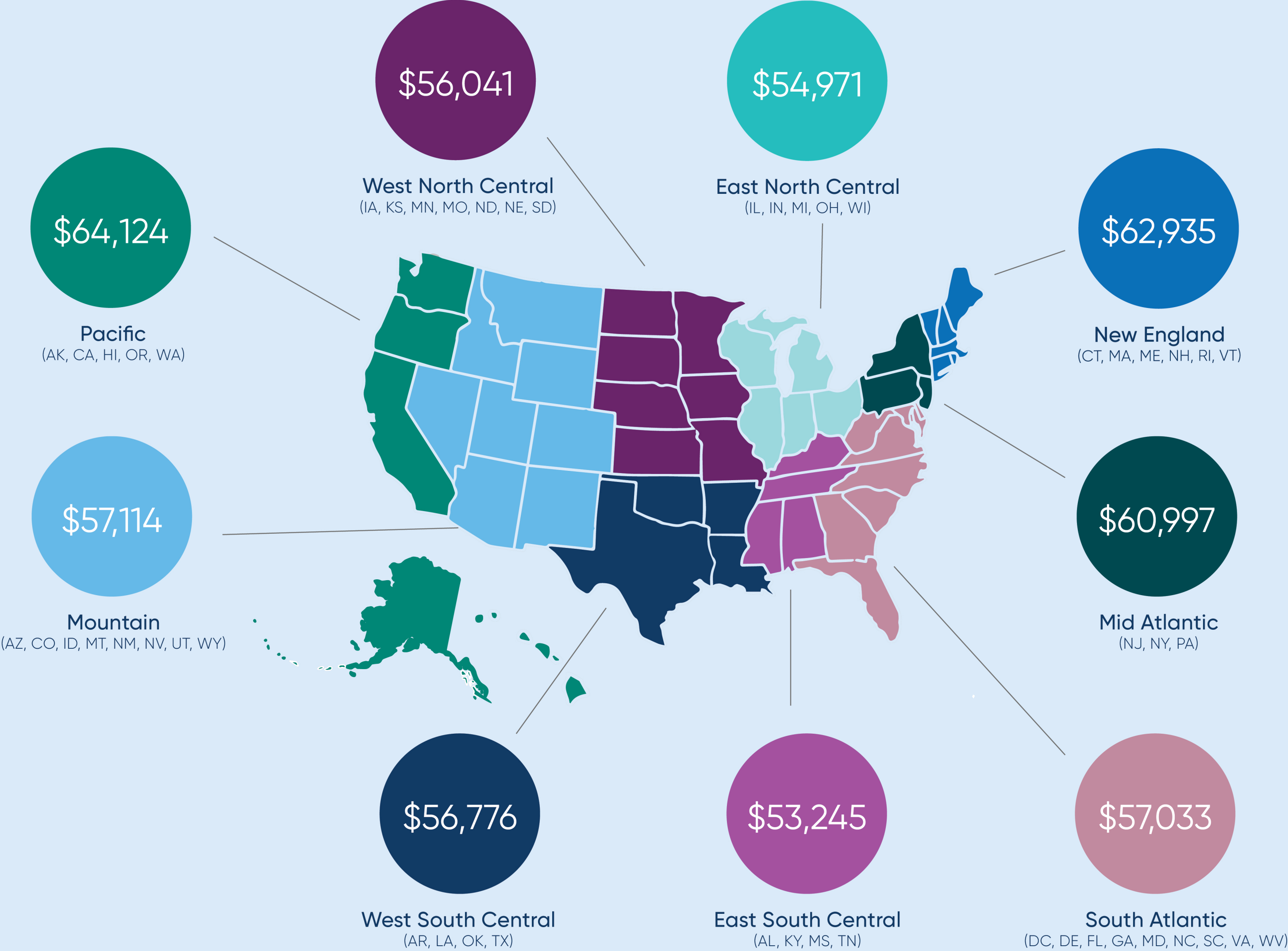
## Average income per AAPC credential



Earn 17.7% more with your 1st AAPC credential

0 credentials	\$46,321
1 credential	\$56,290
2 credentials	\$66,198
3+ credentials	\$71,361

## Income by region



**Highest average income** California | \$67,660  
**Lowest average income** Indiana | \$47,176

## Income by workplace



Solo/small group practice	\$50,709
Medium group practice	\$50,896
Large group practice	\$56,548
Hospital inpatient & outpatient	\$56,477
Health System	\$59,129

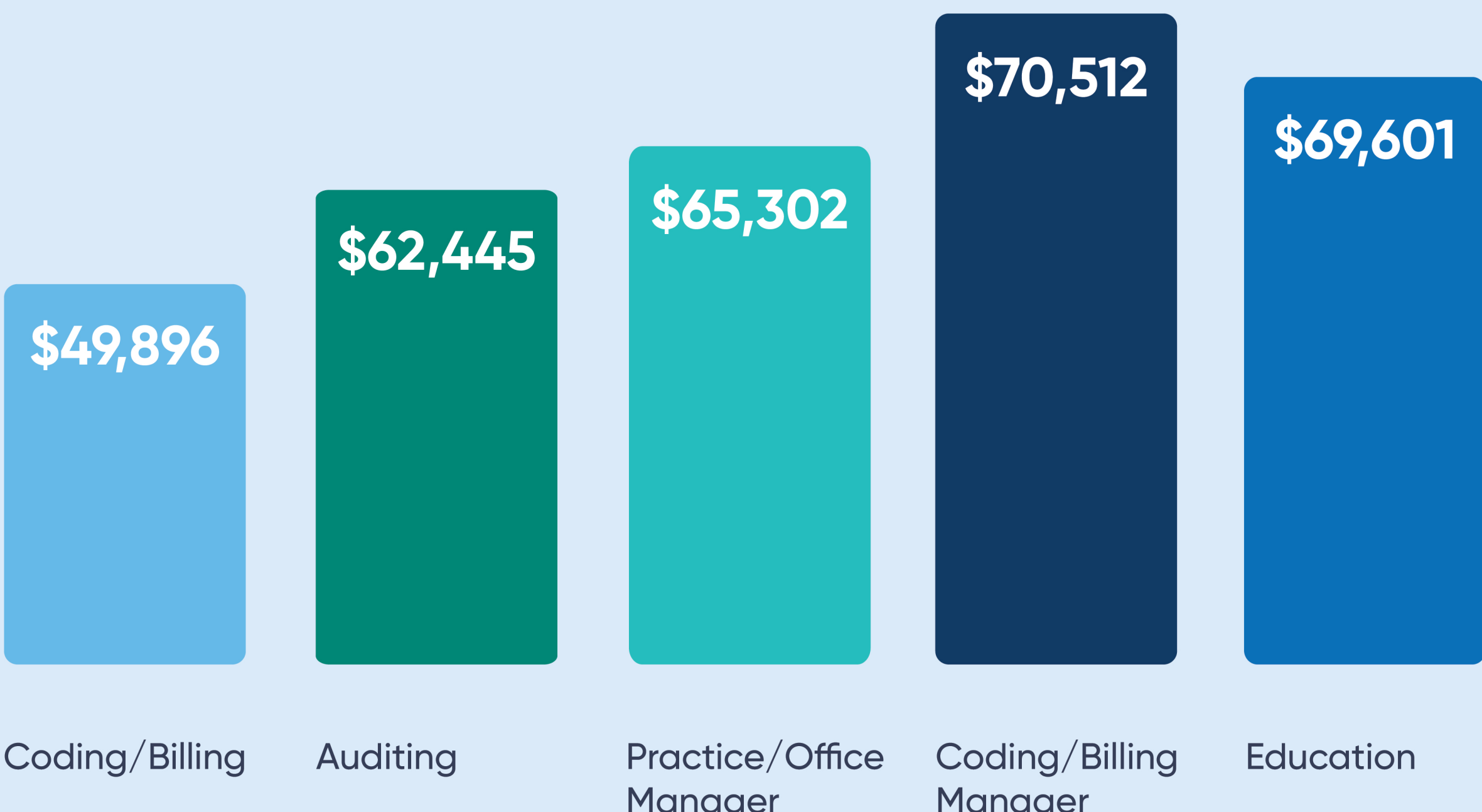
## Highest paying credentials

CPCO	\$81,495
CPC-I	\$76,804
CPPM	\$75,699
CDEO	\$72,619
CPMA	\$72,304
Specialty	\$66,020
COC	\$64,267
CRC	\$64,192
CPC-P	\$62,494
CPC	\$58,895

## Income by experience

0-1 years	\$39,569
2-4 years	\$45,222
5-9 years	\$51,220
10-15 years	\$59,738
16-20 years	\$64,944
21-25 years	\$69,174
26-30 years	\$71,539
31+	\$74,237

## Income by responsibility



\*Based on more than 22,000 survey responses.

Copyright 2023, AAPC



Learn how an AAPC certification can lead to a fulfilling career at [aapc.com/certification](https://aapc.com/certification)